

How to upgrade TP-LINK Pharos devices

Notice:

- After you downloaded the firmware from TP-LINK website, **please use decompression software such as WinZIP or WinRAR to extract the firmware file to a folder;**
- Do NOT upgrade the firmware via **wireless** connection;
- Do NOT turn off the power or cut down the Ethernet cable during upgrade process;
- **It is recommended to backup the current settings so you can restore the settings manually after the upgrade.**
- Chrome and Firefox are recommended to upgrade the firmware.

Step 1 Please verify the product model and the hardware version of your device first and then find the corresponding firmware version on TP-LINK Website. **Wrong firmware upgrading may damage your device and void the warranty.** Usually you could find the product model and the hardware version from the label on the bottom of the device:



Note: if there is no hardware version indicated on the label as seen above, it means it is the first hardware version (V1).

Step 2 Enter the IP address of the device (Default: <http://192.168.0.254>) into the address bar of the web browser such as Chrome, Firefox. Log into the TP-LINK Pharos device with your **Username** and **Password**.



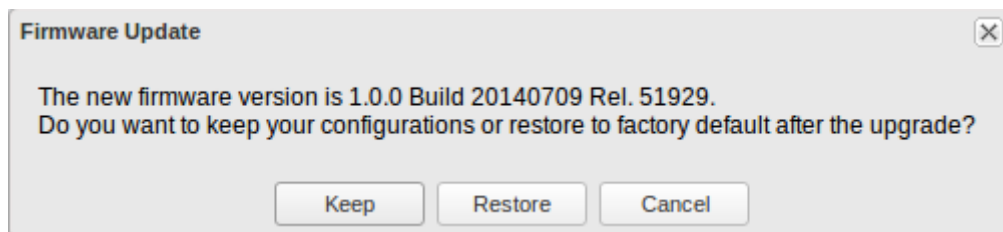
Step 3 Navigate to the **System** tab, at the **Firmware Update** field, click the **Browse** button to choose the firmware you already extracted in the folder.



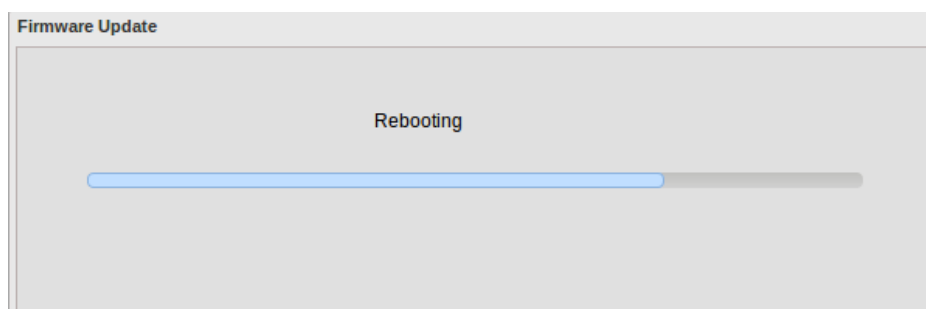
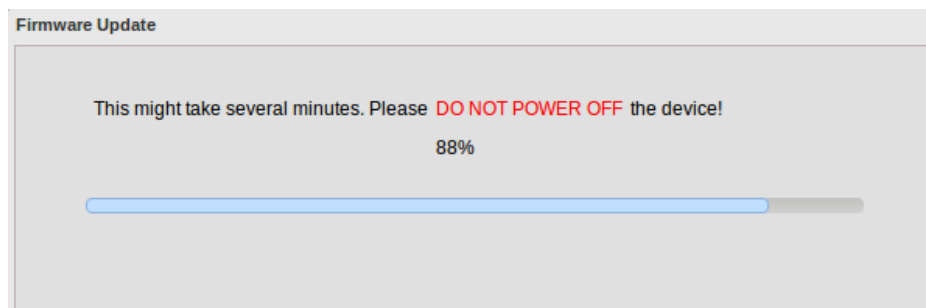
Step 4 Click the **Upload** button. A pop-up window will provide you three options:

1. **Keep**: keep your current configurations after the upgrade
2. **Restore**: restore to factory default after the upgrade
3. **Cancel**: cancel the upgrade.

Click **Keep** or **Restore** as needed to perform firmware upgrade.



Step 5 Wait for the upgrade to complete. After the upgrade, the device will reboot automatically.



Step 6 Log into the devices again, navigate to the **Status** tab, and check the **Firmware Version** to see whether the device has been upgraded successfully.

TP-LINK PHAROS

QUICK SETUP

STATUS

NETWORK

WIRELESS

Device Information


Device Name: CPE510

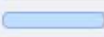
Device Model: CPE510 v1.0

Firmware Version: 1.0.0 Build 20140709 Rel. 51929

System Time: 2014-01-01 03:36:28

Uptime: 0 days 03:36:30

CPU:  2%

Memory:  51%